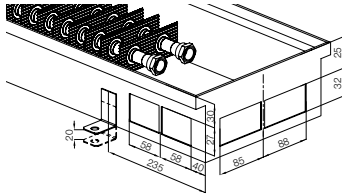


Dimensions des passages de raccordement

KORAFLEX FV 7/28

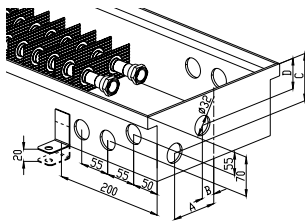


KORAFLEX FV

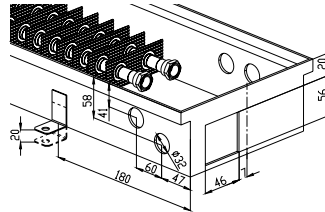
11/28 A=80, B=20, C=74, D=57

11/34 A=79, B=10, C=70, D=62

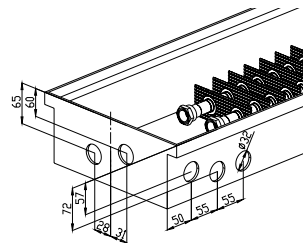
11/42 A=120, B=31, C=70, D=54



KORAFLEX FV 8/16

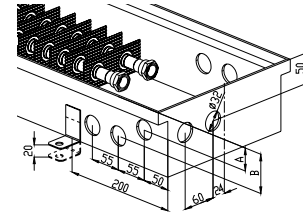


KORAFLEX FV 11/34 InPool



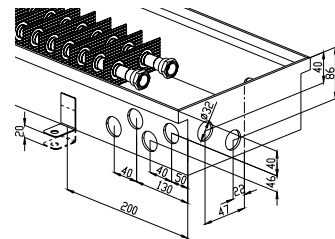
KORAFLEX FV 8/28 A=50, B=50

KORAFLEX FV 9/28 A=50, B=60

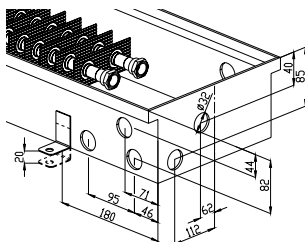


KORAFLEX FI 11/20

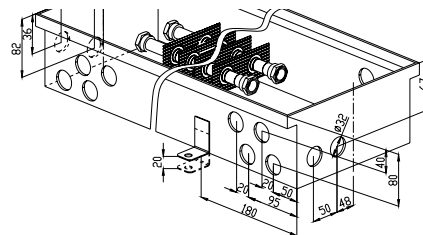
KORAFLEX FV 11/20



KORAFLEX FI 13/34



KORAFLEX FW 13/34



Les encombrements sont indiqués en mm.